

GOLDEN KEY TO NEW RENTAL

(Request for Tenancy Approval Instructions)

Dear Landlord/Property Manager:

Housing Works extends a warm welcome and thank you for participating in the Housing Choice Voucher Program. In this letter you will find the information and instructions necessary for Housing Works to process the Golden Key.

The following forms must be completed by you and returned to Housing Works. When completing the forms, please indicate "n/a" if an area is not applicable:

- Golden Key (**Request for Tenancy Approval**)
- Addendum to Request for Tenancy Approval
- Property Manager/Landlord/Owner Representative Address Information
- W-9 (**must be returned regardless if on file**)
- Direct Deposit Enrollment Form along with a voided check (**if applicable**)

Please return the above completed documents to Housing Works. If you are offering any move-in specials, please indicated the terms on the front page of the Golden Key.

After receiving the completed forms:

- A Housing Specialist will review the Golden Key to ensure that it has been completed thoroughly and check for signatures on all required pages.
- Ensure the rent and utilities "Gross Rent" is within the applicant's calculation limit.

Once the applicant's file is processed and approved:

- It will be forwarded to the Housing Works Inspector. The inspection will be scheduled based on the "unit ready date" on the Golden Key. Please notify Housing Works if this date changes.
- Once the unit passes inspection a rent reasonableness report will be ran with comparable units in the surrounding area.
- Once inspection paperwork has been returned, the Housing Specialist will send the Housing Assistance Payment (HAP) contract to the landlord for signature. This is to be returned as soon as possible along with a copy of the signed lease.
- Upon receipt of the signed HAP contract and signed lease, Housing Works payment should be issued by the next monthly check run.

*** Housing Works discourages tenants from moving into vacant units until the unit passes HQS inspection. If a tenant moves in before the unit passes, they are responsible for the FULL amount of rent and any applicable fees without retroactive Housing Assistance.


Housing Works prefers to disburse HAP payments by Direct Deposit. If you choose not to partake in Direct Deposit, you may either pick up HAP payments by checks at the Housing Works Redmond office each month or we can mail via USPS.


Again, welcome to Housing Works! Should you have any questions while completing the documents, please feel free to contact a member of the team for assistance. All inspection questions should be directed to the inspector.

With Regards,

The Housing Choice Voucher Team

405 SW 6th Street
Redmond, OR 97756

 (541) 923-1018

 (541) 923-6441

 www.housing-works.org

Request for Tenancy Approval

Housing Choice Voucher Program

U.S Department of Housing and Urban Development
Office of Public and Indian Housing

OMB Approval No. 2577-0169
exp. 04/30/2026

When the participant selects a unit, the owner of the unit completes this form to provide the PHA with information about the unit. The information is used to determine if the unit is eligible for rental assistance.

1. Name of Public Housing Agency (PHA)			2. Address of Unit (street address, unit #, city, state, zip code)		
3. Requested Lease Start Date	4. Number of Bedrooms	5. Year Constructed	6. Proposed Rent	7. Security Deposit Amt	8. Date Unit Available for Inspection
9. Structure Type <input type="checkbox"/> Single Family Detached (one family under one roof) <input type="checkbox"/> Semi-Detached (duplex, attached on one side) <input type="checkbox"/> Rowhouse/Townhouse (attached on two sides) <input type="checkbox"/> Low-rise apartment building (4 stories or fewer) <input type="checkbox"/> High-rise apartment building (5+ stories) <input type="checkbox"/> Manufactured Home (mobile home)			10. If this unit is subsidized, indicate type of subsidy: <input type="checkbox"/> Section 202 <input type="checkbox"/> Section 221(d)(3)(BMIR) <input type="checkbox"/> Tax Credit <input type="checkbox"/> HOME <input type="checkbox"/> Section 236 (insured or uninsured) <input type="checkbox"/> Section 515 Rural Development <input type="checkbox"/> Other (Describe Other Subsidy, including any state or local subsidy) _____		

11. Utilities and Appliances

The owner shall provide or pay for the utilities/appliances indicated below by an "O". The tenant shall provide or pay for the utilities/appliances indicated below by a "T". Unless otherwise specified below, the owner shall pay for all utilities and provide the refrigerator and range/microwave.

Item	Specify fuel type	Paid by	
Heating	<input type="checkbox"/> Natural gas <input type="checkbox"/> Bottled gas <input type="checkbox"/> Electric <input type="checkbox"/> Heat Pump <input type="checkbox"/> Oil <input type="checkbox"/> Other		
Cooking	<input type="checkbox"/> Natural gas <input type="checkbox"/> Bottled gas <input type="checkbox"/> Electric <input type="checkbox"/> Other		
Water Heating	<input type="checkbox"/> Natural gas <input type="checkbox"/> Bottled gas <input type="checkbox"/> Electric <input type="checkbox"/> Oil <input type="checkbox"/> Other		
Other Electric			
Water			
Sewer			
Trash Collection			
Air Conditioning			
Other (specify)			
Refrigerator			Provided by
Range/Microwave			

12. Owner’s Certifications

a. The program regulation requires the PHA to certify that the rent charged to the housing choice voucher tenant is not more than the rent charged for other unassisted comparable units. Owners of projects with more than 4 units must complete the following section for most recently leased comparable unassisted units within the premises.

Address and unit number	Date Rented	Rental Amount
1.		
2.		
3.		

b. The owner (including a principal or other interested party) is not the parent, child, grandparent, grandchild, sister or brother of any member of the family, unless the PHA has determined (and has notified the owner and the family of such determination) that approving leasing of the unit, notwithstanding such relationship, would provide reasonable accommodation for a family member who is a person with disabilities.

c. Check one of the following:

- Lead-based paint disclosure requirements do not apply because this property was built on or after January 1, 1978.
- The unit, common areas servicing the unit, and exterior painted surfaces associated with such unit or common areas have been found to be lead-based paint free by a lead-based paint inspector certified under the Federal certification program or under a federally accredited State certification program.
- A completed statement is attached containing disclosure of known information on lead-based paint and/or lead-based paint hazards in the unit, common areas or exterior painted surfaces, including a statement that the owner has provided the lead hazard information pamphlet to the family.

13. The PHA has not screened the family’s behavior or suitability for tenancy. Such screening is the owner’s responsibility.

14. The owner’s lease must include word-for-word all provisions of the HUD tenancy addendum.


15. The PHA will arrange for inspection of the unit and will notify the owner and family if the unit is not approved.

OMB Burden Statement: The public reporting burden for this information collection is estimated to be 0.5 hours, including the time for reviewing instructions, searching existing data sources, gathering and maintaining the data needed, and completing and reviewing the collection of information. Collection of information about the unit features, owner name, and tenant name is voluntary. The information sets provides the PHA with information required to approve tenancy. Assurances of confidentiality are not provided under this collection. Send comments regarding this burden estimate or any other aspect of this collection of information, including suggestions to reduce this burden, to the Office of Public and Indian Housing, US Department of Housing and Urban Development, Washington, DC 20410. HUD may not conduct and sponsor, and a person is not required to respond to, a collection of information unless the collection displays a valid control number.

Privacy Notice: The Department of Housing and Urban Development (HUD) is authorized to collect the information required on this form by 24 CFR 982.302. The form provides the PHA with information required to approve tenancy. The Personally Identifiable Information (PII) data collected on this form are not stored or retrieved within a system of record.

I/We, the undersigned, certify under penalty of perjury that the information provided above is true and correct. WARNING: Anyone who knowingly submits a false claim or makes a false statement is subject to criminal and/or civil penalties, including confinement for up to 5 years, fines, and civil and administrative penalties. (18 U.S.C. §§ 287, 1001, 1010, 1012; 31 U.S.C. §3729, 3802).

Print or Type Name of Owner/Owner Representative		Print or Type Name of Household Head	
Owner/Owner Representative Signature		Head of Household Signature	
Business Address		Present Address	
Telephone Number	Date (mm/dd/yyyy)	Telephone Number	Date (mm/dd/yyyy)



We know the way home.

OWNER REPRESENTATIVE ADDRESS INFORMATION

Property Owner:

Name: _____

Address1: _____

Address2: _____

City, State, Zip: _____

Phone #: _____ Fax #: _____

Email: _____

Owner Representative:

Local Contact Name: _____

Local Contact Phone #: _____ Fax #: _____

Email: _____

Correspondence Address:

Name: _____

Address1: _____

Address2: _____

City, State Zip: _____


The above information is true and correct to the best of my knowledge. If any change in this information occurs I agree to report it in writing to the Housing Works office.


Owner Signature


Date

Print Owner Name

405 SW 6th Street
Redmond, OR 97756

 (541) 923-1018

 (541) 923-6441

 www.housing-works.org

Housing Works is an assumed business name of Central Oregon Regional Housing Authority

By signing the filled-out form, you:

1. Certify that the TIN you are giving is correct (or you are waiting for a number to be issued),
2. Certify that you are not subject to backup withholding, or
3. Claim exemption from backup withholding if you are a U.S. exempt payee. If applicable, you are also certifying that as a U.S. person, your allocable share of any partnership income from a U.S. trade or business is not subject to the withholding tax on foreign partners' share of effectively connected income, and
4. Certify that FATCA code(s) entered on this form (if any) indicating that you are exempt from the FATCA reporting, is correct. See *What is FATCA reporting*, later, for further information.

Note: If you are a U.S. person and a requester gives you a form other than Form W-9 to request your TIN, you must use the requester's form if it is substantially similar to this Form W-9.

Definition of a U.S. person. For federal tax purposes, you are considered a U.S. person if you are:

- An individual who is a U.S. citizen or U.S. resident alien;
- A partnership, corporation, company, or association created or organized in the United States or under the laws of the United States;
- An estate (other than a foreign estate); or
- A domestic trust (as defined in Regulations section 301.7701-7).

Special rules for partnerships. Partnerships that conduct a trade or business in the United States are generally required to pay a withholding tax under section 1446 on any foreign partners' share of effectively connected taxable income from such business. Further, in certain cases where a Form W-9 has not been received, the rules under section 1446 require a partnership to presume that a partner is a foreign person, and pay the section 1446 withholding tax. Therefore, if you are a U.S. person that is a partner in a partnership conducting a trade or business in the United States, provide Form W-9 to the partnership to establish your U.S. status and avoid section 1446 withholding on your share of partnership income.

In the cases below, the following person must give Form W-9 to the partnership for purposes of establishing its U.S. status and avoiding withholding on its allocable share of net income from the partnership conducting a trade or business in the United States.

- In the case of a disregarded entity with a U.S. owner, the U.S. owner of the disregarded entity and not the entity;
- In the case of a grantor trust with a U.S. grantor or other U.S. owner, generally, the U.S. grantor or other U.S. owner of the grantor trust and not the trust; and
- In the case of a U.S. trust (other than a grantor trust), the U.S. trust (other than a grantor trust) and not the beneficiaries of the trust.

Foreign person. If you are a foreign person or the U.S. branch of a foreign bank that has elected to be treated as a U.S. person, do not use Form W-9. Instead, use the appropriate Form W-8 or Form 8233 (see Pub. 515, *Withholding of Tax on Nonresident Aliens and Foreign Entities*).

Nonresident alien who becomes a resident alien. Generally, only a nonresident alien individual may use the terms of a tax treaty to reduce or eliminate U.S. tax on certain types of income. However, most tax treaties contain a provision known as a "saving clause." Exceptions specified in the saving clause may permit an exemption from tax to continue for certain types of income even after the payee has otherwise become a U.S. resident alien for tax purposes.

If you are a U.S. resident alien who is relying on an exception contained in the saving clause of a tax treaty to claim an exemption from U.S. tax on certain types of income, you must attach a statement to Form W-9 that specifies the following five items.

1. The treaty country. Generally, this must be the same treaty under which you claimed exemption from tax as a nonresident alien.
2. The treaty article addressing the income.
3. The article number (or location) in the tax treaty that contains the saving clause and its exceptions.
4. The type and amount of income that qualifies for the exemption from tax.
5. Sufficient facts to justify the exemption from tax under the terms of the treaty article.

Example. Article 20 of the U.S.-China income tax treaty allows an exemption from tax for scholarship income received by a Chinese student temporarily present in the United States. Under U.S. law, this student will become a resident alien for tax purposes if his or her stay in the United States exceeds 5 calendar years. However, paragraph 2 of the first Protocol to the U.S.-China treaty (dated April 30, 1984) allows the provisions of Article 20 to continue to apply even after the Chinese student becomes a resident alien of the United States. A Chinese student who qualifies for this exception (under paragraph 2 of the first protocol) and is relying on this exception to claim an exemption from tax on his or her scholarship or fellowship income would attach to Form W-9 a statement that includes the information described above to support that exemption.

If you are a nonresident alien or a foreign entity, give the requester the appropriate completed Form W-8 or Form 8233.

Backup Withholding

What is backup withholding? Persons making certain payments to you must under certain conditions withhold and pay to the IRS 24% of such payments. This is called "backup withholding." Payments that may be subject to backup withholding include interest, tax-exempt interest, dividends, broker and barter exchange transactions, rents, royalties, nonemployee pay, payments made in settlement of payment card and third party network transactions, and certain payments from fishing boat operators. Real estate transactions are not subject to backup withholding.

You will not be subject to backup withholding on payments you receive if you give the requester your correct TIN, make the proper certifications, and report all your taxable interest and dividends on your tax return.

Payments you receive will be subject to backup withholding if:

1. You do not furnish your TIN to the requester,
2. You do not certify your TIN when required (see the instructions for Part II for details),
3. The IRS tells the requester that you furnished an incorrect TIN,
4. The IRS tells you that you are subject to backup withholding because you did not report all your interest and dividends on your tax return (for reportable interest and dividends only), or
5. You do not certify to the requester that you are not subject to backup withholding under 4 above (for reportable interest and dividend accounts opened after 1983 only).

Certain payees and payments are exempt from backup withholding. See *Exempt payee code*, later, and the separate Instructions for the Requester of Form W-9 for more information.

Also see *Special rules for partnerships*, earlier.

What is FATCA Reporting?

The Foreign Account Tax Compliance Act (FATCA) requires a participating foreign financial institution to report all United States account holders that are specified United States persons. Certain payees are exempt from FATCA reporting. See *Exemption from FATCA reporting code*, later, and the Instructions for the Requester of Form W-9 for more information.

Updating Your Information

You must provide updated information to any person to whom you claimed to be an exempt payee if you are no longer an exempt payee and anticipate receiving reportable payments in the future from this person. For example, you may need to provide updated information if you are a C corporation that elects to be an S corporation, or if you no longer are tax exempt. In addition, you must furnish a new Form W-9 if the name or TIN changes for the account; for example, if the grantor of a grantor trust dies.

Penalties

Failure to furnish TIN. If you fail to furnish your correct TIN to a requester, you are subject to a penalty of \$50 for each such failure unless your failure is due to reasonable cause and not to willful neglect.

Civil penalty for false information with respect to withholding. If you make a false statement with no reasonable basis that results in no backup withholding, you are subject to a \$500 penalty.

Criminal penalty for falsifying information. Willfully falsifying certifications or affirmations may subject you to criminal penalties including fines and/or imprisonment.

Misuse of TINs. If the requester discloses or uses TINs in violation of federal law, the requester may be subject to civil and criminal penalties.

Specific Instructions

Line 1

You must enter one of the following on this line; **do not** leave this line blank. The name should match the name on your tax return.

If this Form W-9 is for a joint account (other than an account maintained by a foreign financial institution (FFI)), list first, and then circle, the name of the person or entity whose number you entered in Part I of Form W-9. If you are providing Form W-9 to an FFI to document a joint account, each holder of the account that is a U.S. person must provide a Form W-9.

a. **Individual.** Generally, enter the name shown on your tax return. If you have changed your last name without informing the Social Security Administration (SSA) of the name change, enter your first name, the last name as shown on your social security card, and your new last name.

Note: ITIN applicant: Enter your individual name as it was entered on your Form W-7 application, line 1a. This should also be the same as the name you entered on the Form 1040/1040A/1040EZ you filed with your application.

b. **Sole proprietor or single-member LLC.** Enter your individual name as shown on your 1040/1040A/1040EZ on line 1. You may enter your business, trade, or “doing business as” (DBA) name on line 2.

c. **Partnership, LLC that is not a single-member LLC, C corporation, or S corporation.** Enter the entity’s name as shown on the entity’s tax return on line 1 and any business, trade, or DBA name on line 2.

d. **Other entities.** Enter your name as shown on required U.S. federal tax documents on line 1. This name should match the name shown on the charter or other legal document creating the entity. You may enter any business, trade, or DBA name on line 2.

e. **Disregarded entity.** For U.S. federal tax purposes, an entity that is disregarded as an entity separate from its owner is treated as a “disregarded entity.” See Regulations section 301.7701-2(c)(2)(iii). Enter the owner’s name on line 1. The name of the entity entered on line 1 should never be a disregarded entity. The name on line 1 should be the name shown on the income tax return on which the income should be reported. For example, if a foreign LLC that is treated as a disregarded entity for U.S. federal tax purposes has a single owner that is a U.S. person, the U.S. owner’s name is required to be provided on line 1. If the direct owner of the entity is also a disregarded entity, enter the first owner that is not disregarded for federal tax purposes. Enter the disregarded entity’s name on line 2, “Business name/disregarded entity name.” If the owner of the disregarded entity is a foreign person, the owner must complete an appropriate Form W-8 instead of a Form W-9. This is the case even if the foreign person has a U.S. TIN.

Line 2

If you have a business name, trade name, DBA name, or disregarded entity name, you may enter it on line 2.

Line 3

Check the appropriate box on line 3 for the U.S. federal tax classification of the person whose name is entered on line 1. Check only one box on line 3.

IF the entity/person on line 1 is a(n) . . .	THEN check the box for . . .
• Corporation	Corporation
• Individual • Sole proprietorship, or • Single-member limited liability company (LLC) owned by an individual and disregarded for U.S. federal tax purposes.	Individual/sole proprietor or single-member LLC
• LLC treated as a partnership for U.S. federal tax purposes, • LLC that has filed Form 8832 or 2553 to be taxed as a corporation, or • LLC that is disregarded as an entity separate from its owner but the owner is another LLC that is not disregarded for U.S. federal tax purposes.	Limited liability company and enter the appropriate tax classification. (P= Partnership; C= C corporation; or S= S corporation)
• Partnership	Partnership
• Trust/estate	Trust/estate

Line 4, Exemptions

If you are exempt from backup withholding and/or FATCA reporting, enter in the appropriate space on line 4 any code(s) that may apply to you.

Exempt payee code.

- Generally, individuals (including sole proprietors) are not exempt from backup withholding.
- Except as provided below, corporations are exempt from backup withholding for certain payments, including interest and dividends.
- Corporations are not exempt from backup withholding for payments made in settlement of payment card or third party network transactions.
- Corporations are not exempt from backup withholding with respect to attorneys’ fees or gross proceeds paid to attorneys, and corporations that provide medical or health care services are not exempt with respect to payments reportable on Form 1099-MISC.

The following codes identify payees that are exempt from backup withholding. Enter the appropriate code in the space in line 4.

- 1—An organization exempt from tax under section 501(a), any IRA, or a custodial account under section 403(b)(7) if the account satisfies the requirements of section 401(f)(2)
- 2—The United States or any of its agencies or instrumentalities
- 3—A state, the District of Columbia, a U.S. commonwealth or possession, or any of their political subdivisions or instrumentalities
- 4—A foreign government or any of its political subdivisions, agencies, or instrumentalities
- 5—A corporation
- 6—A dealer in securities or commodities required to register in the United States, the District of Columbia, or a U.S. commonwealth or possession
- 7—A futures commission merchant registered with the Commodity Futures Trading Commission
- 8—A real estate investment trust
- 9—An entity registered at all times during the tax year under the Investment Company Act of 1940
- 10—A common trust fund operated by a bank under section 584(a)
- 11—A financial institution
- 12—A middleman known in the investment community as a nominee or custodian
- 13—A trust exempt from tax under section 664 or described in section 4947

The following chart shows types of payments that may be exempt from backup withholding. The chart applies to the exempt payees listed above, 1 through 13.

IF the payment is for . . .	THEN the payment is exempt for . . .
Interest and dividend payments	All exempt payees except for 7
Broker transactions	Exempt payees 1 through 4 and 6 through 11 and all C corporations. S corporations must not enter an exempt payee code because they are exempt only for sales of noncovered securities acquired prior to 2012.
Barter exchange transactions and patronage dividends	Exempt payees 1 through 4
Payments over \$600 required to be reported and direct sales over \$5,000 ¹	Generally, exempt payees 1 through 5 ²
Payments made in settlement of payment card or third party network transactions	Exempt payees 1 through 4

¹ See Form 1099-MISC, Miscellaneous Income, and its instructions.

² However, the following payments made to a corporation and reportable on Form 1099-MISC are not exempt from backup withholding: medical and health care payments, attorneys' fees, gross proceeds paid to an attorney reportable under section 6045(f), and payments for services paid by a federal executive agency.

Exemption from FATCA reporting code. The following codes identify payees that are exempt from reporting under FATCA. These codes apply to persons submitting this form for accounts maintained outside of the United States by certain foreign financial institutions. Therefore, if you are only submitting this form for an account you hold in the United States, you may leave this field blank. Consult with the person requesting this form if you are uncertain if the financial institution is subject to these requirements. A requester may indicate that a code is not required by providing you with a Form W-9 with "Not Applicable" (or any similar indication) written or printed on the line for a FATCA exemption code.

A—An organization exempt from tax under section 501(a) or any individual retirement plan as defined in section 7701(a)(37)

B—The United States or any of its agencies or instrumentalities

C—A state, the District of Columbia, a U.S. commonwealth or possession, or any of their political subdivisions or instrumentalities

D—A corporation the stock of which is regularly traded on one or more established securities markets, as described in Regulations section 1.1472-1(c)(1)(i)

E—A corporation that is a member of the same expanded affiliated group as a corporation described in Regulations section 1.1472-1(c)(1)(i)

F—A dealer in securities, commodities, or derivative financial instruments (including notional principal contracts, futures, forwards, and options) that is registered as such under the laws of the United States or any state

G—A real estate investment trust

H—A regulated investment company as defined in section 851 or an entity registered at all times during the tax year under the Investment Company Act of 1940

I—A common trust fund as defined in section 584(a)

J—A bank as defined in section 581

K—A broker

L—A trust exempt from tax under section 664 or described in section 4947(a)(1)

M—A tax exempt trust under a section 403(b) plan or section 457(g) plan

Note: You may wish to consult with the financial institution requesting this form to determine whether the FATCA code and/or exempt payee code should be completed.

Line 5

Enter your address (number, street, and apartment or suite number). This is where the requester of this Form W-9 will mail your information returns. If this address differs from the one the requester already has on file, write NEW at the top. If a new address is provided, there is still a chance the old address will be used until the payor changes your address in their records.

Line 6

Enter your city, state, and ZIP code.

Part I. Taxpayer Identification Number (TIN)

Enter your TIN in the appropriate box. If you are a resident alien and you do not have and are not eligible to get an SSN, your TIN is your IRS individual taxpayer identification number (ITIN). Enter it in the social security number box. If you do not have an ITIN, see *How to get a TIN* below.

If you are a sole proprietor and you have an EIN, you may enter either your SSN or EIN.

If you are a single-member LLC that is disregarded as an entity separate from its owner, enter the owner's SSN (or EIN, if the owner has one). Do not enter the disregarded entity's EIN. If the LLC is classified as a corporation or partnership, enter the entity's EIN.

Note: See *What Name and Number To Give the Requester*, later, for further clarification of name and TIN combinations.

How to get a TIN. If you do not have a TIN, apply for one immediately. To apply for an SSN, get Form SS-5, Application for a Social Security Card, from your local SSA office or get this form online at www.SSA.gov. You may also get this form by calling 1-800-772-1213. Use Form W-7, Application for IRS Individual Taxpayer Identification Number, to apply for an ITIN, or Form SS-4, Application for Employer Identification Number, to apply for an EIN. You can apply for an EIN online by accessing the IRS website at www.irs.gov/Businesses and clicking on Employer Identification Number (EIN) under Starting a Business. Go to www.irs.gov/Forms to view, download, or print Form W-7 and/or Form SS-4. Or, you can go to www.irs.gov/OrderForms to place an order and have Form W-7 and/or SS-4 mailed to you within 10 business days.

If you are asked to complete Form W-9 but do not have a TIN, apply for a TIN and write "Applied For" in the space for the TIN, sign and date the form, and give it to the requester. For interest and dividend payments, and certain payments made with respect to readily tradable instruments, generally you will have 60 days to get a TIN and give it to the requester before you are subject to backup withholding on payments. The 60-day rule does not apply to other types of payments. You will be subject to backup withholding on all such payments until you provide your TIN to the requester.

Note: Entering "Applied For" means that you have already applied for a TIN or that you intend to apply for one soon.

Caution: A disregarded U.S. entity that has a foreign owner must use the appropriate Form W-8.

Part II. Certification

To establish to the withholding agent that you are a U.S. person, or resident alien, sign Form W-9. You may be requested to sign by the withholding agent even if item 1, 4, or 5 below indicates otherwise.

For a joint account, only the person whose TIN is shown in Part I should sign (when required). In the case of a disregarded entity, the person identified on line 1 must sign. Exempt payees, see *Exempt payee code*, earlier.

Signature requirements. Complete the certification as indicated in items 1 through 5 below.

1. Interest, dividend, and barter exchange accounts opened before 1984 and broker accounts considered active during 1983.

You must give your correct TIN, but you do not have to sign the certification.

2. Interest, dividend, broker, and barter exchange accounts opened after 1983 and broker accounts considered inactive during 1983.

You must sign the certification or backup withholding will apply. If you are subject to backup withholding and you are merely providing your correct TIN to the requester, you must cross out item 2 in the certification before signing the form.

3. Real estate transactions.

You must sign the certification. You may cross out item 2 of the certification.

4. Other payments.

You must give your correct TIN, but you do not have to sign the certification unless you have been notified that you have previously given an incorrect TIN. "Other payments" include payments made in the course of the requester's trade or business for rents, royalties, goods (other than bills for merchandise), medical and health care services (including payments to corporations), payments to a nonemployee for services, payments made in settlement of payment card and third party network transactions, payments to certain fishing boat crew members and fishermen, and gross proceeds paid to attorneys (including payments to corporations).

5. Mortgage interest paid by you, acquisition or abandonment of secured property, cancellation of debt, qualified tuition program payments (under section 529), ABLE accounts (under section 529A), IRA, Coverdell ESA, Archer MSA or HSA contributions or distributions, and pension distributions.

You must give your correct TIN, but you do not have to sign the certification.

What Name and Number To Give the Requester

For this type of account:	Give name and SSN of:
1. Individual	The individual
2. Two or more individuals (joint account) other than an account maintained by an FFI	The actual owner of the account or, if combined funds, the first individual on the account ¹
3. Two or more U.S. persons (joint account maintained by an FFI)	Each holder of the account
4. Custodial account of a minor (Uniform Gift to Minors Act)	The minor ²
5. a. The usual revocable savings trust (grantor is also trustee)	The grantor-trustee ¹
b. So-called trust account that is not a legal or valid trust under state law	The actual owner ¹
6. Sole proprietorship or disregarded entity owned by an individual	The owner ³
7. Grantor trust filing under Optional Form 1099 Filing Method 1 (see Regulations section 1.671-4(b)(2)(i)(A))	The grantor*
For this type of account:	Give name and EIN of:
8. Disregarded entity not owned by an individual	The owner
9. A valid trust, estate, or pension trust	Legal entity ⁴
10. Corporation or LLC electing corporate status on Form 8832 or Form 2553	The corporation
11. Association, club, religious, charitable, educational, or other tax-exempt organization	The organization
12. Partnership or multi-member LLC	The partnership
13. A broker or registered nominee	The broker or nominee

For this type of account:	Give name and EIN of:
14. Account with the Department of Agriculture in the name of a public entity (such as a state or local government, school district, or prison) that receives agricultural program payments	The public entity
15. Grantor trust filing under the Form 1041 Filing Method or the Optional Form 1099 Filing Method 2 (see Regulations section 1.671-4(b)(2)(i)(B))	The trust

¹ List first and circle the name of the person whose number you furnish. If only one person on a joint account has an SSN, that person's number must be furnished.

² Circle the minor's name and furnish the minor's SSN.

³ You must show your individual name and you may also enter your business or DBA name on the "Business name/disregarded entity" name line. You may use either your SSN or EIN (if you have one), but the IRS encourages you to use your SSN.

⁴ List first and circle the name of the trust, estate, or pension trust. (Do not furnish the TIN of the personal representative or trustee unless the legal entity itself is not designated in the account title.) Also see *Special rules for partnerships*, earlier.

*Note: The grantor also must provide a Form W-9 to trustee of trust.

Note: If no name is circled when more than one name is listed, the number will be considered to be that of the first name listed.

Secure Your Tax Records From Identity Theft

Identity theft occurs when someone uses your personal information such as your name, SSN, or other identifying information, without your permission, to commit fraud or other crimes. An identity thief may use your SSN to get a job or may file a tax return using your SSN to receive a refund.

To reduce your risk:

- Protect your SSN,
- Ensure your employer is protecting your SSN, and
- Be careful when choosing a tax preparer.

If your tax records are affected by identity theft and you receive a notice from the IRS, respond right away to the name and phone number printed on the IRS notice or letter.

If your tax records are not currently affected by identity theft but you think you are at risk due to a lost or stolen purse or wallet, questionable credit card activity or credit report, contact the IRS Identity Theft Hotline at 1-800-908-4490 or submit Form 14039.

For more information, see Pub. 5027, Identity Theft Information for Taxpayers.

Victims of identity theft who are experiencing economic harm or a systemic problem, or are seeking help in resolving tax problems that have not been resolved through normal channels, may be eligible for Taxpayer Advocate Service (TAS) assistance. You can reach TAS by calling the TAS toll-free case intake line at 1-877-777-4778 or TTY/TDD 1-800-829-4059.

Protect yourself from suspicious emails or phishing schemes.

Phishing is the creation and use of email and websites designed to mimic legitimate business emails and websites. The most common act is sending an email to a user falsely claiming to be an established legitimate enterprise in an attempt to scam the user into surrendering private information that will be used for identity theft.


The IRS does not initiate contacts with taxpayers via emails. Also, the IRS does not request personal detailed information through email or ask taxpayers for the PIN numbers, passwords, or similar secret access information for their credit card, bank, or other financial accounts.

If you receive an unsolicited email claiming to be from the IRS, forward this message to phishing@irs.gov. You may also report misuse of the IRS name, logo, or other IRS property to the Treasury Inspector General for Tax Administration (TIGTA) at 1-800-366-4484. You can forward suspicious emails to the Federal Trade Commission at spam@uce.gov or report them at www.ftc.gov/complaint. You can contact the FTC at www.ftc.gov/idtheft or 877-IDTHEFT (877-438-4338). If you have been the victim of identity theft, see www.IdentityTheft.gov and Pub. 5027.

Visit www.irs.gov/IdentityTheft to learn more about identity theft and how to reduce your risk.

Privacy Act Notice

Section 6109 of the Internal Revenue Code requires you to provide your correct TIN to persons (including federal agencies) who are required to file information returns with the IRS to report interest, dividends, or certain other income paid to you; mortgage interest you paid; the acquisition or abandonment of secured property; the cancellation of debt; or contributions you made to an IRA, Archer MSA, or HSA. The person collecting this form uses the information on the form to file information returns with the IRS, reporting the above information. Routine uses of this information include giving it to the Department of Justice for civil and criminal litigation and to cities, states, the District of Columbia, and U.S. commonwealths and possessions for use in administering their laws. The information also may be disclosed to other countries under a treaty, to federal and state agencies to enforce civil and criminal laws, or to federal law enforcement and intelligence agencies to combat terrorism. You must provide your TIN whether or not you are required to file a tax return. Under section 3406, payers must generally withhold a percentage of taxable interest, dividend, and certain other payments to a payee who does not give a TIN to the payer. Certain penalties may also apply for providing false or fraudulent information.



Direct Deposit Enrollment Form

Your Name: _____

Your Address: _____

E-Mail: _____

Phone No.: _____

Tenant Name: _____

(If multiple tenants, just report one name)

Bank Name: _____

Account Type: _____ Checking _____ Savings

Bank Routing No: *(Use the routing number from a check – not a deposit slip)*

Account No.: _____

***(ATTACH A VOIDED CHECK, OR COPY OF A CHECK –
Direct Deposit WILL NOT be initiated without a copy of voided check)***

I hereby authorize Central Oregon Regional Housing Authority dba Housing Works to initiate credit entries to the above account. The financial institution is authorized to credit the amounts to the account. This authority remains in effect until Housing Works receives written notice of termination.


Please inform us immediately if you have any changes to your bank, address, or contact information.


Authorized Signature

Date

If you opt to fax, please use: 541-923-6441


405 SW 6th Street
Redmond, OR 97756

 (541) 923-1018

 (541) 923-6441

 www.housing-works.org

Housing Works is an assumed business name of Central Oregon Regional Housing Authority



We know the way home.

HOUSING QUALITY STANDARDS

LEAD BASED PAINT REGULATIONS

Effective September 15, 2000, there are new Lead Based Paint Regulations that govern the Section 8 Program.

If the unit was built prior to 1978 then these new regulations will apply, unless:

- The unit does not or will not house a child under the age of six.
- The unit is a zero-bedroom unit.
- The unit is designated for the elderly or person with disabilities, and there are no children residing, or expected to reside in the household, or
- The property is certified as lead-based paint free.

At the time of Housing Works' inspection of the unit, the unit must be **totally free** of any deteriorated paint. Deteriorated paint is defined as:


"Any interior or exterior paint or other coating that is peeling, chipping, chalking or cracking, or any paint or coating located on an interior or exterior surface or fixture that is otherwise damaged or separated from the substrate."


If deteriorated paint is found during the inspection, the unit will fail the HQS Inspection, and the procedures listed below must be followed to address the deteriorated paint:

- The owner must stabilize the deteriorated paint according to the Federal Regulations
- The Owner must practice safe work practices when conducting paint stabilization that includes safe work methods, occupant protection, work site preparation, and cleanup.
- The owner must have a certified clearance examiner evaluate the unit after paint stabilization has occurred and prepare a report indicating whether the unit is free of lead-based paint hazards; and
- On-going maintenance must be conducted on the property to prevent lead hazards.

Housing Works strongly urges landlords to regularly inspect their property and remove any defective paint according to the Federal requirements prior to the initial or annual inspections.

405 SW 6th Street
Redmond, OR 97756

 (541) 923-1018

 (541) 923-6441

 www.housing-works.org

Housing Works is an assumed business name of Central Oregon Regional Housing Authority



Did you know Oregon passed a law as of April 1, 2011?

Landlords must provide carbon monoxide alarms for all rental dwellings with or within structures containing carbon monoxide sources.

What is carbon monoxide? It is an invisible, odorless, poisonous gas created when fuels do not burn completely. It comes from heaters, fireplaces, furnaces, and cooking sources using coal, wood, gas, and garages with cars in them.

Carbon monoxide is harmful because it displaces oxygen in the blood and deprives vital organs of life giving oxygen. Those most at risk are the elderly, infants, and people with heart disease and respiratory problems.

Install a carbon monoxide detector on each level of your home with sleeping areas and within 15 feet of each sleeping area. Improper installation can affect the detector, so do not install in garages, kitchens, in direct sunlight, or near humid bathrooms. Carbon monoxide does not rise, it stays low to the ground. Please be sure to install it at the correct level in your home.

Replace your carbon monoxide detector at the manufacturer's recommendation of 5 years from date of production.

Test your detector monthly, use canned air to clean, and never remove batteries.

For more info contact: Fire and Life Safety Education, phone 503-934-8228
email: osfm.ce@state.or.us. Website: www.oregon.gov/osp/sfm